

## How to Apply for Medical Practitioner -Provisional Registration

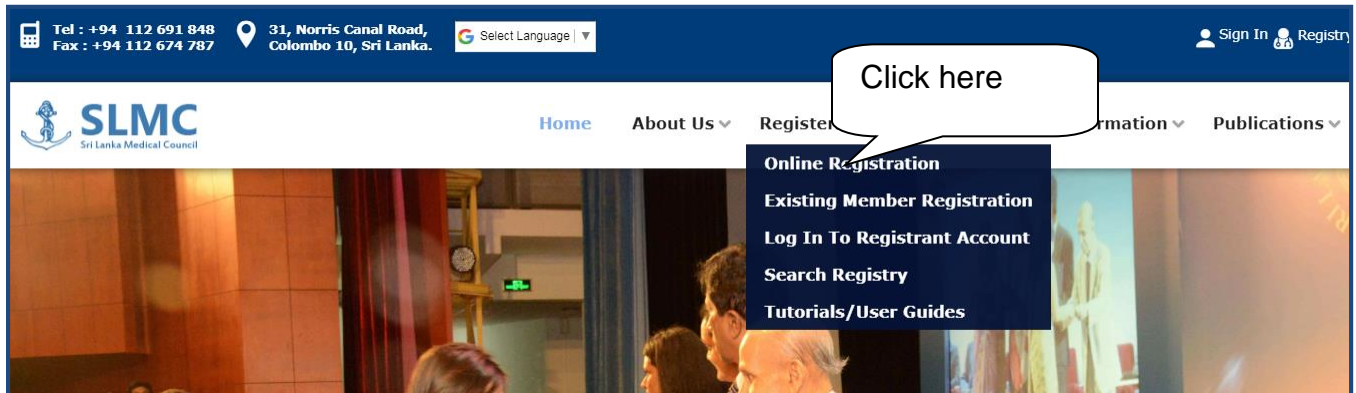
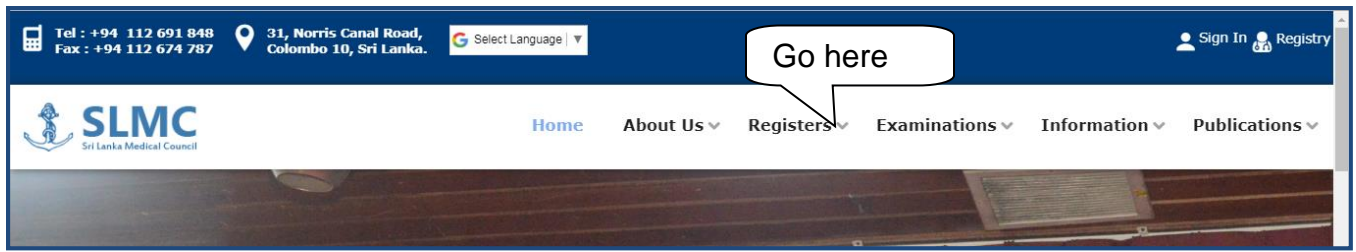
Dear Applicant,

Please use this guide as a reference to submit your application to Sri Lanka Medical Council.

Please note that you need to have a current email address and mobile number to make this registration. If you do not have a current email address please make and account in gmail through this link (<https://accounts.google.com/SignUp?hl=en-GBaa> ) before you begin this process.

You can find the online application form by following this path. Please visit the website <https://mc.lk/index.php/en/>

Go to Registers →Online Registration



**Step 01:** If you are applying for registration for the 1<sup>st</sup> time then, click on the category that you wish to apply for.

Click here to apply for Provisional registration

Do you want to register as a Medical Practitioner?

<a href="#">Apply for Provisional Registration</a>	<a href="#">Apply for Full Registration</a>
--	---

[Apply for degree approval after graduation \(for foreign graduates only\)](#)

---

Do you want to register as a Dentist?

<a href="#">Apply for Provisional Registration</a>	<a href="#">Apply for Full Registration</a>
--	---

[Apply for degree approval after graduation \(for foreign graduates only\)](#)

---

Do you want to Study abroad for a medical degree?

[Apply for Certificate of Eligibility](#)

---

Do you want to register to any other category?

[Apply to other registration categories](#)

**Step 02:** For any registration category you 1<sup>st</sup> need to create your user account here. Please follow the steps seen below.

The screenshot shows the 'Create a New User Account' form with the following fields and callouts:

- Registration Category:** Medical Practitioner - Provisional (dropdown menu)
- E-mail:** [Yellow highlighted input field] (01) Type in your email address and mobile number
- Mobile Number:** [Yellow highlighted input field]
- Password:** [Masked input field]
- Re Enter Password:** [Masked input field] (02) Enter your choice for password
- What is in image:** 6ec5 [Yellow highlighted input field] (03) Type in the text displayed here
- Request Registration:** [Blue button] (04) Click here

When this message appear please login to your respective email account and open the message received

The screenshot shows the 'Create a New User Account' form with a green message box that reads: "Please Check Email and Mobile for account login and verification code".

In your email this text will appear.

The screenshot shows an email message with the following text and callout:

- Click [here](#) to register (05) Click here
- Or Copy and Past Following URL
- [mc.lk/mis/SLMC\\_Registration.php?reqserial=201810036&token=96efb55d0614f944b53c64a51f1cedea5eb0cbb3278df4ae47ba1ddb20d9800](http://mc.lk/mis/SLMC_Registration.php?reqserial=201810036&token=96efb55d0614f944b53c64a51f1cedea5eb0cbb3278df4ae47ba1ddb20d9800)

(06) Check your mobile for a verification code assigned to you. Then enter the code here

The screenshot shows the 'Create a New User Account' form with the following fields and callout:

- Mobile Verification Code:** [Input field]
- Continue:** [Blue button] (06) Type in the code and click here

(07) Please fill in the following details. According to your category the details required in this form will be different. All fields with the asterisk (\*) mark are compulsory.

**Application for Provisional Registration as a Medical Practitioner Under Section 29 of the Medical Ordinance**

Applicable only for those who hold a degree registrable with SLMC

Full Name \*

Name With Initials \*

Gender \*

NIC \*

Contact No.(Mobile) \*

E-mail Address \*

Address (House No.)

Address (Street)

Address (City) \*

**Advance Level**

Index No \*

Year \*

Biology \*

Chemistry \*

Physics \*

**Degree/Diploma Details**

Name of University/Institute \*

Degree Effective Date (MM/YYYY) \*

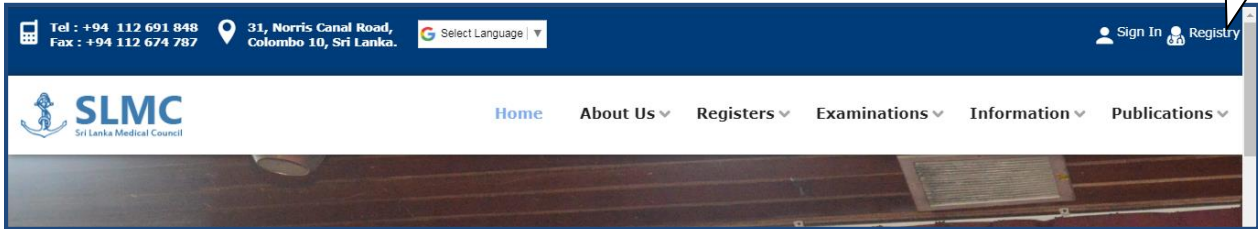
Date of Enrollment (yyyy-mm-dd) \*

Enter details and click here

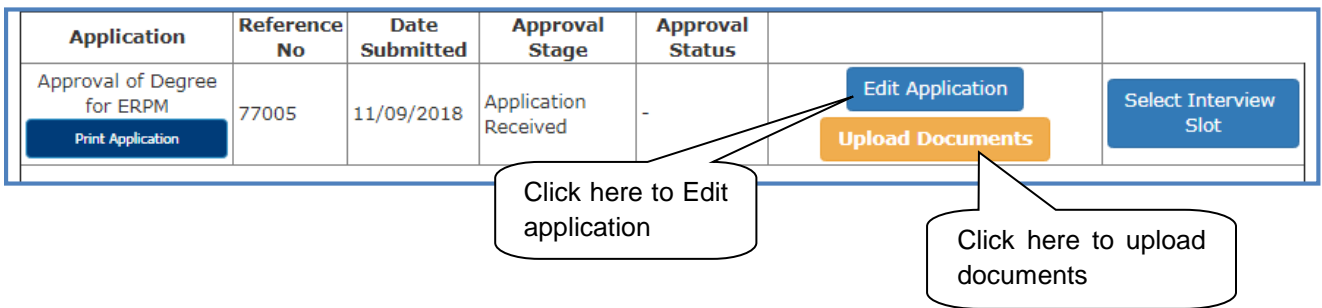
Once you have submitted your application you can login to your user account here.



Or please go to <https://mc.lk/index.php/en/>



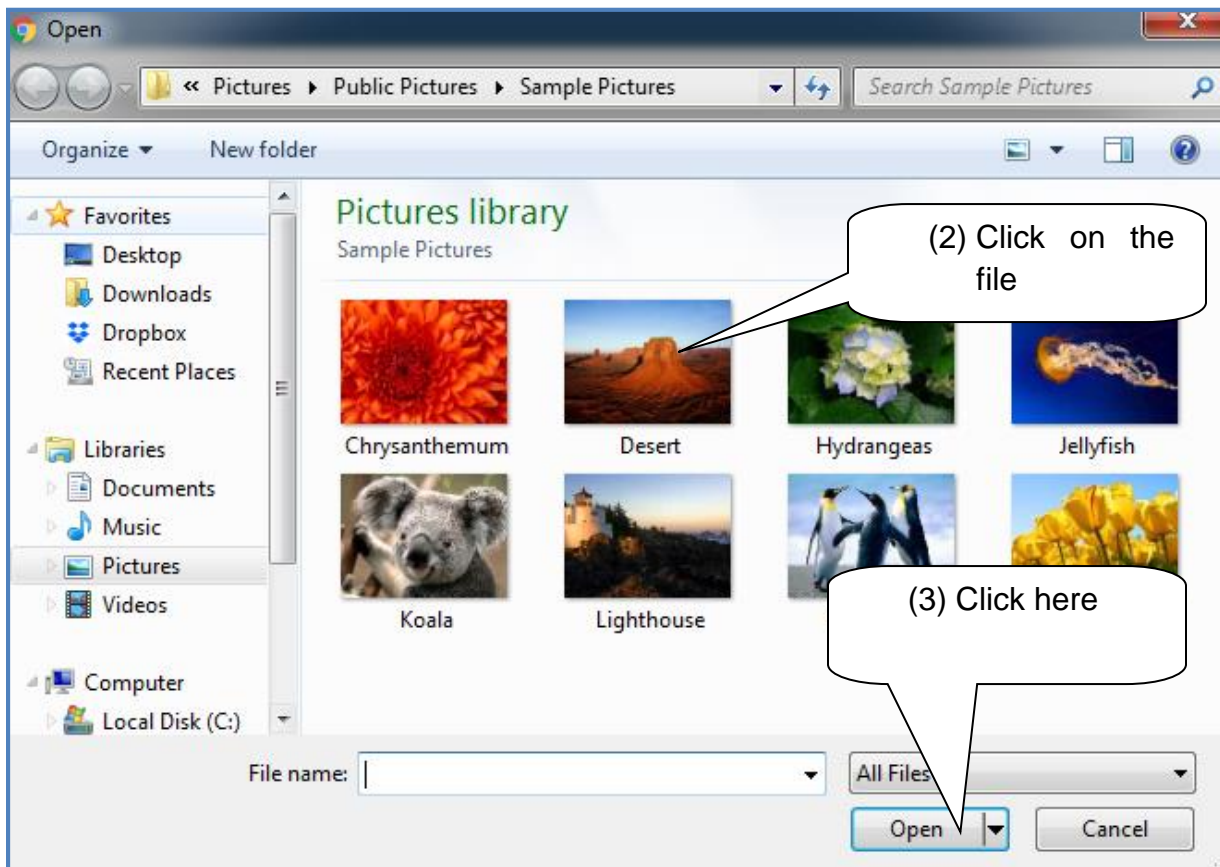
Once you sign in you will be able to enter to your user account. Application Status interface will show the progress of your registration, add/edit your application details.



## Upload documents

(1) Click here to select the file

User	<input type="button" value="Choose File"/> No file chosen	<input type="button" value="Upload"/>
Bank Payment Voucher and Slip (PDF)	<input type="button" value="Choose File"/> No file chosen	<input type="button" value="Upload"/>
A/L Certificate (PDF)	<input type="button" value="Choose File"/> No file chosen	<input type="button" value="Upload"/>
Passport/s (PDF)	<input type="button" value="Choose File"/> No file chosen	<input type="button" value="Upload"/>
Offer Letter	<input type="button" value="Choose File"/> No file chosen	<input type="button" value="Upload"/>



User Photo (JPG)  Koala.jpg

Bank Payment Voucher and Slip (PDF)  No file chosen

A/L Certificate (PDF)  No file chosen

Passport/s (PDF)  No file chosen

Offer Letter  No file chosen

(4) Click here to upload

User Photo (JPG) - File has been Uploaded Successfully

Submitted User Photo (JPG) [Open](#) | [Change](#)

Bank Payment Voucher and Slip (PDF)  No file chosen

A/L Certificate (PDF)  No file chosen

Passport/s (PDF)  No file chosen

Offer Letter  No file chosen

Click here to change the file

(5) Once you have uploaded all files please click here

Upload Registration Documents

You have more pending uploads

If all documents are not uploaded this message will appear

Once you have uploaded all needed documents you can click in the submission button and logout.

You can check on the progress of your application by login to this portal and check the application status

## Request an interview date

Login to your SLMC account and follow these steps

Application	Reference No	Date Submitted	Approval Stage	Approval Status		
Approval of Degree for ERPM <a href="#">Print Application</a>	77005	11/09/2018	Application Received	-	<a href="#">Edit Application</a> <a href="#">Upload Documents</a>	<a href="#">Select Interview Slot</a>

(01) Click here

Interview Date :

(02) Click here to view calendar

Interview Date :

(03) Click here to book and interview

Days with available interview dates will be visible here

Interview Date : 2018-02-14

Please Select an Interview Slot

**Interview Session 1**  
1 Applicants Per Slot

- 09:00 AM - 09:10 AM
- 09:10 AM - 09:20 AM
- 09:20 AM - 09:30 AM
- 09:30 AM - 09:40 AM
- 09:40 AM - 09:50 AM
- 09:50 AM - 10:00 AM
- 10:00 AM - 10:10 AM

(04) Click here to confirm the booking on your chosen date

All available interview dates will be displayed here in **Green**. Please click on the time that is convenient for you.

The following message will appear with your confirmed interview date and time.

Interview Date : 14<sup>th</sup> February 2018  
Sequence No : 1  
Interview Slot : 09:00 AM - 09:10 AM

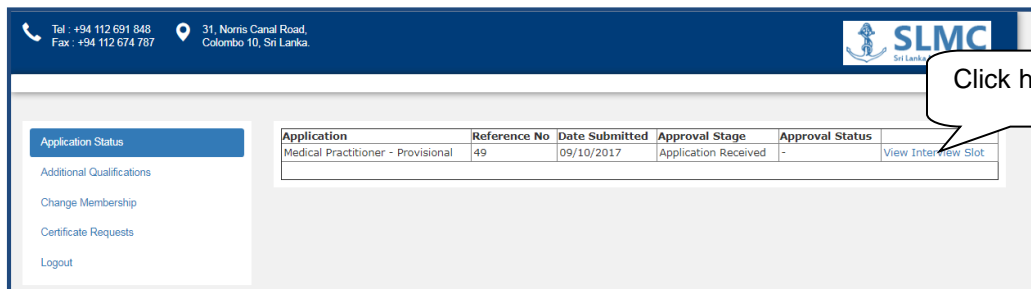
[Change/Cancel Interview](#)

**Please note that once you submit this request the interview will be confirmed by SLMC staff through email. Please check your emails for confirmation.**



## How to cancel / Change interview request

**Step 01:** Please login to your account and click on the “view interview slot” link.



Tel : +94 112 691 848  
Fax : +94 112 674 787

31, Norris Canal Road,  
Colombo 10, Sri Lanka.

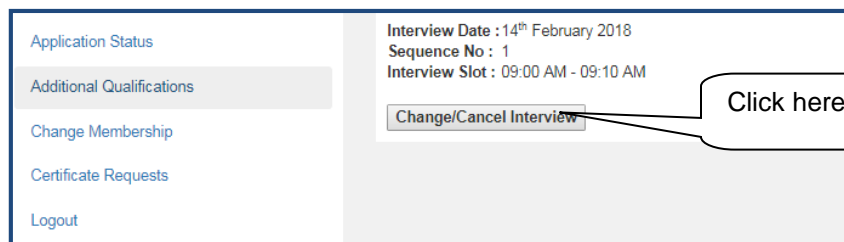
SLMC  
Sri Lanka

Click here

Application	Reference No	Date Submitted	Approval Stage	Approval Status	
Medical Practitioner - Provisional	49	09/10/2017	Application Received	-	<a href="#">View Interview Slot</a>

Application Status  
Additional Qualifications  
Change Membership  
Certificate Requests  
Logout

**Step 02:** Click in the cancel or change button. Once you click this then the interview will be canceled and then if you need to book another date then please following the booking process mentioned before.



Application Status  
Additional Qualifications  
Change Membership  
Certificate Requests  
Logout

Interview Date : 14<sup>th</sup> February 2018  
Sequence No : 1  
Interview Slot : 09:00 AM - 09:10 AM

Change/Cancel Interview

Click here